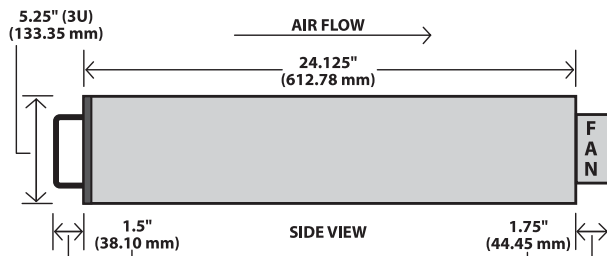





The world's leading supplier of broadband power amplifiers.

Model #: I4T100M Frequency Range: 240-610 MHz

## Specifications\*



Operating frequency	240-610 MHz
Pulse power into 50 ohms	100 W (min.)
CW power	10 W (min.)
Pulse width	20-100 msec typical. 300 msec maximum, depends on output power. Consult CPC for details.
Linearity (+/-1 dB, class AB )	100 W (min.)
Gain (0 dBm input)	+ 50 dB (nominal)
Gain flatness	+/- 3 dB, typ.
Harmonic content (2nd/3rd)	-20 dB/ -12 dBc, typ.
Input/ Output impedance	50 ohms (nominal)
Input VSWR	Less than 2:1
Duty cycle	10% (max.)
Amplitude rise/fall time	500 ns, typ.
Amplitude droop	5% to 20 ms. typ., 8% max.
Phase change / output power	12° to rated power, typ. 25° max.
Phase error overpulse	5° to 10 ms duration, typ.
Noise figure	12 dB typ.
Output noise (blanked)	20 dB over thermal, typ.
Blanking delay	1 μs, typ., on/off, TTL signal

### Communication Power Corporation

80 Davids Drive, Suite 3  
Hauppauge, New York 11788  
Phone: 631.434.7306 Fax: 631.434.7026  
email: info@cpcamps.com  
Web Site: www.CPCAMPS.COM

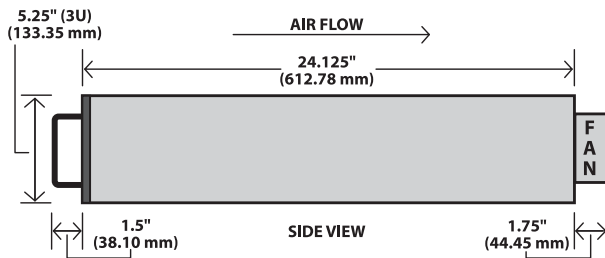
\* CPC reserves the right to change specifications without notice.



The world's leading supplier of broadband power amplifiers.

Model #: I4T100M Frequency Range: 240-610 MHz

### System Features



#### Protection functions:

- Auto/manual fault reset
- Maximum forward power
- Maximum average power
- Maximum VSWR
- Over temperature
- Power supply over voltage

#### Controls, front panel:

- AC power on/off
- Forward/ Reflected RF Power
- Fault reset
- Low power mode

#### Connectors, rear panel:

- AC mains, Receptacles, EMI filtered
- RF input: BNC (F)
- RF output: Type N (F)
- Noise blanking: BNC (F) dual polarity
- Interface: 25 pin D (F), EMI filtered
- Fwd/ Ref RF sample: SMA (F)
- Protective ground: threaded bolt

#### Front panel indicators:

- |                    |                           |
|--------------------|---------------------------|
| AC power on        | CW mode                   |
| Standby mode       | Power supply status       |
| RF overdrive fault | Thermal fault             |
| VSWR fault         | Blanking (Gate)           |
| Energy fault       | Power limit select, Hi/Lo |

#### Interface functions:

- (C= Control Input F= Flag Output)
- |                  |                                     |
|------------------|-------------------------------------|
| CW mode (C/F)    | Standby (C/F)                       |
| Power supply (F) | RF overdrive (F)                    |
| Thermal (F)      | VSWR (F)                            |
| Energy (F)       | Power limit select Po or Po/2 (C/F) |

\* CPC reserves the right to change specifications without notice.

#### Communication Power Corporation

80 Davids Drive, Suite 3  
 Hauppauge, New York 11788  
 Phone: 631.434.7306 Fax: 631.434.7026  
 email: info@cpcamps.com  
 Web Site: www.CPCAMPS.COM

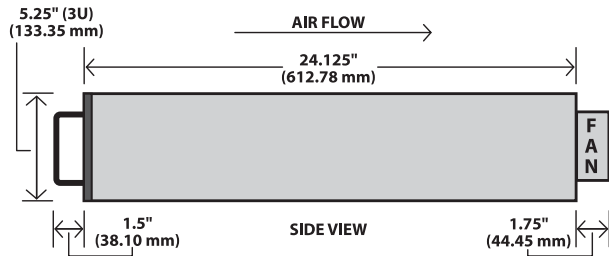



The world's leading supplier of broadband power amplifiers.

Model #: I4T100M Frequency Range: 240-610 MHz



### Environmental



Cooling	Internal forced air, front to back flow
Operating temperature	+10 to 40°C
AC line voltage	120/208 VAC, +/-10%, 47-63 Hz
Chassis size	5.25 x 19 x 26 (HWD,inches) Rack mountable
Net weight	65 lbs. (approx.)
Compliance	CE, UL 260I upon request

#### Communication Power Corporation

80 Davids Drive, Suite 3  
 Hauppauge, New York 11788  
 Phone: 631.434.7306 Fax: 631.434.7026  
 email: info@cpcamps.com  
 Web Site: www.CPCAMPS.COM

\* CPC reserves the right to change specifications without notice.